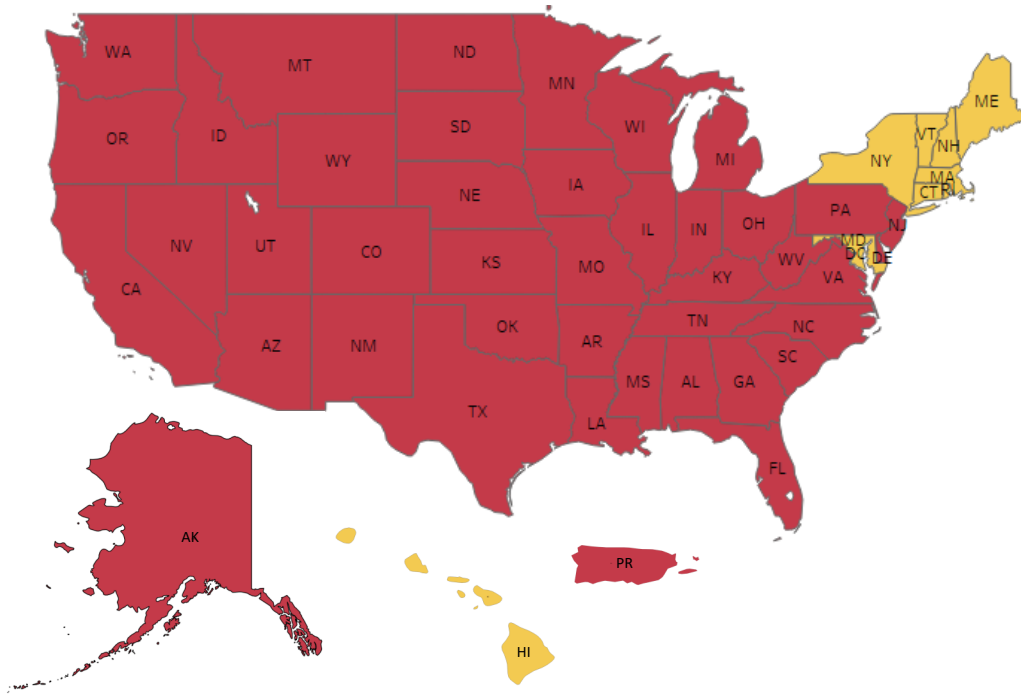


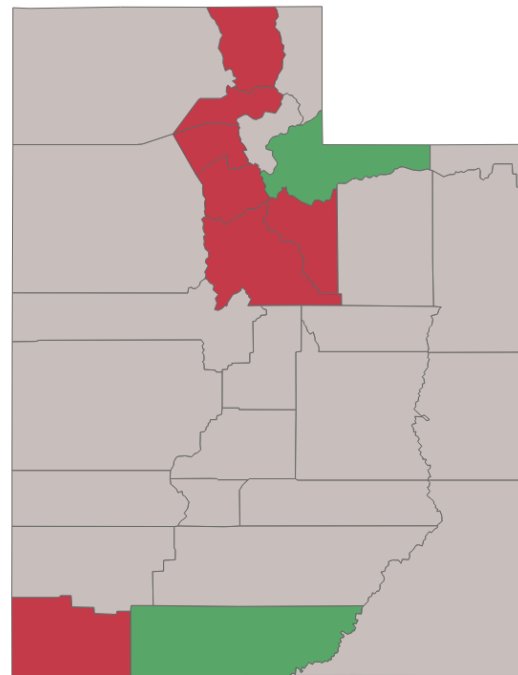
# UTAH

## Child and Adolescent Psychiatrist (CAP) Workforce Distribution Map

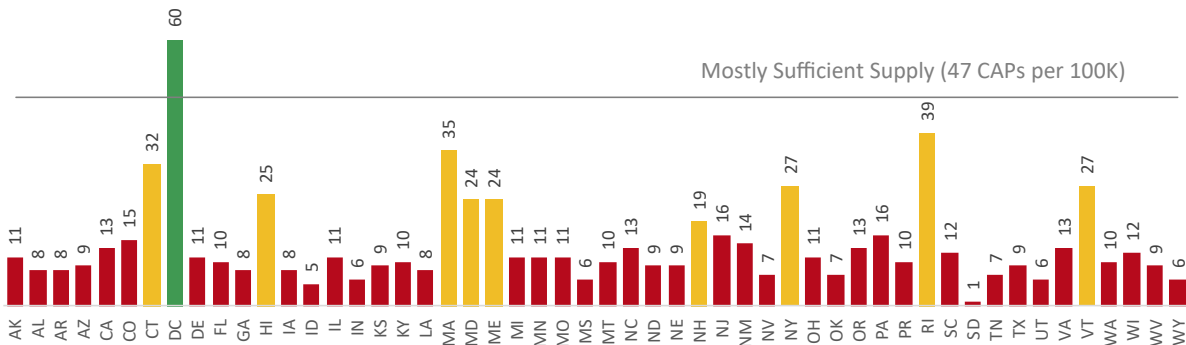
Practicing Child and Adolescent Psychiatrists by State 2017  
Rate per 100,000 children age 0-17



Practicing Child and Adolescent Psychiatrists by County 2017  
Rate per 100,000 children age 0-17



State CAPs per 100,000 children age 0-17



CAPs Per 100K Children

- Mostly Sufficient Supply ( $\geq 47$ )
- Severe Shortage (1-17)\*
- High Shortage (18-46)\*
- No CAPs

\*Council on Graduate Medical Education. Re-examination of the Academy of Physician Supply made in 1980 by the Graduate Medical Education National Advisory Committee for selected specialties, Bureau of Health Professions in support of activities of the Council on Graduate Medical Education. 1990. Cambridge, ABT Associates.

\*\*Kim WJ, American Academy of Child and Adolescent Psychiatry Task Force on Workforce Needs. Child and adolescent psychiatry workforce: A critical shortage and national challenge. Acad Psychiatry. 2003;27:277-82.

<b>Population of Children Under 18</b>	<b>Total CAPs in Utah</b>	<b>Number of CAPs/100,000 Children</b>	<b>Average Age of CAPs</b>
<b>918,622</b>	<b>59</b>	<b>6</b>	<b>50</b>

<b>County</b>	<b>Total CAPs</b>	<b>Population, Children Under 18</b>
Beaver	0	2,077
Box Elder	0	16,893
Cache	1	36,890
Carbon	0	5,532
Daggett	0	148
Davis	2	109,715
Duchesne	0	6,911
Emery	0	3,362
Garfield	0	1,284
Grand	0	2,118
Iron	0	13,951
Juab	0	3,709
Kane	1	1,684
Millard	0	3,964
Morgan	0	3,846

<b>County</b>	<b>Total CAPs</b>	<b>Population, Children Under 18</b>
Piute	0	439
Rich	0	753
Salt Lake	40	309,506
San Juan	0	5,093
Sanpete	0	7,826
Sevier	0	6,364
Summit	5	10,238
Tooele	0	21,312
Uintah	0	12,315
Utah	6	196,036
Wasatch	1	9,155
Washington	2	42,891
Wayne	0	755
Weber	1	70,429