

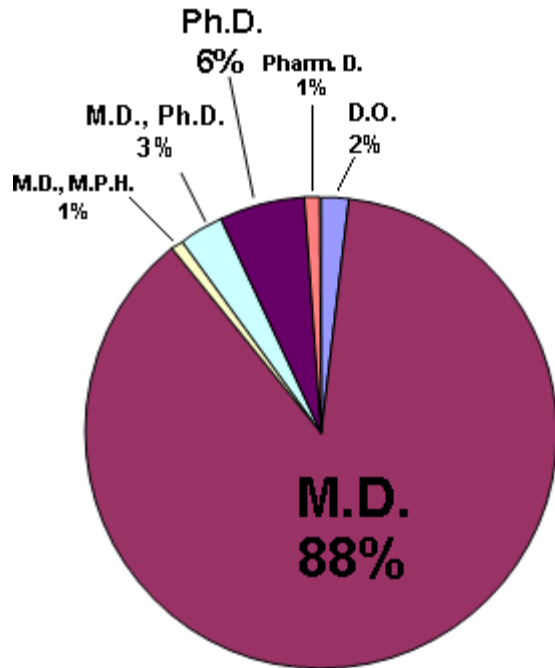


# AMERICAN ACADEMY OF CHILD & ADOLESCENT PSYCHIATRY



55<sup>th</sup> Annual Meeting  
October 28-Novemeber 2, 2008  
Chicago, IL

## Attendee Degree Breakdown\*



Over 4,000 child and adolescent psychiatrists, pediatricians, and other professionals were in attendance at our 55<sup>th</sup> Annual Meeting.

Although each year the majority of our attendance is made up of child and adolescent psychiatrists, the Annual Meeting also attracts adult psychiatrists, behavioral health practitioners, juvenile justice professionals, nurses, pediatricians, psychologists, researchers, social workers, teachers, and other professionals who work with children and adolescents.

The chart to the left and the list below should help give you an idea of the breakdown of the various types of professionals that attended our 55<sup>th</sup> Annual Meeting.

Other degrees noted by our registrants which are less than 1% (in percentage order from highest to lowest) include:

MBBS, FRCPC, M.S., F.R.C.P., M.S.W., M.A., M.P.H., B.S., LCSW, M.B.A., Medical Student/Resident, RN, B.A., MRCPsych, APRN, Ed.D., F.A.A.P., M.B., BCH, M.Ed., N.P., Psy.D., R.Ph., FRACP, FRANZCP, J.D., LPC, M.R.C.Psych., P.C., PA-C, BAO, BCPP, CCRP, ChB., CPNP, D.Min., DCAP, Dipl. PP, DLFAPA, F.A.P.A., F.N.P.-B.C., FNP-C, FPMHNP-C, LCPC, LISW, M.H.A, M.P.A., MBChB, MPA, MSED, LPC, MSN, P.A., PCC, LICDC, PMHNP, Psych SpR, RANZCP, Rh.D., RPh, S.C., S.M., Th.M.

*\*Please Note: These numbers are an approximation based off of approximately 70% of our registrants (2838 of 4015) and includes some overlap as those with dual or more degrees are presented in more than one category.*

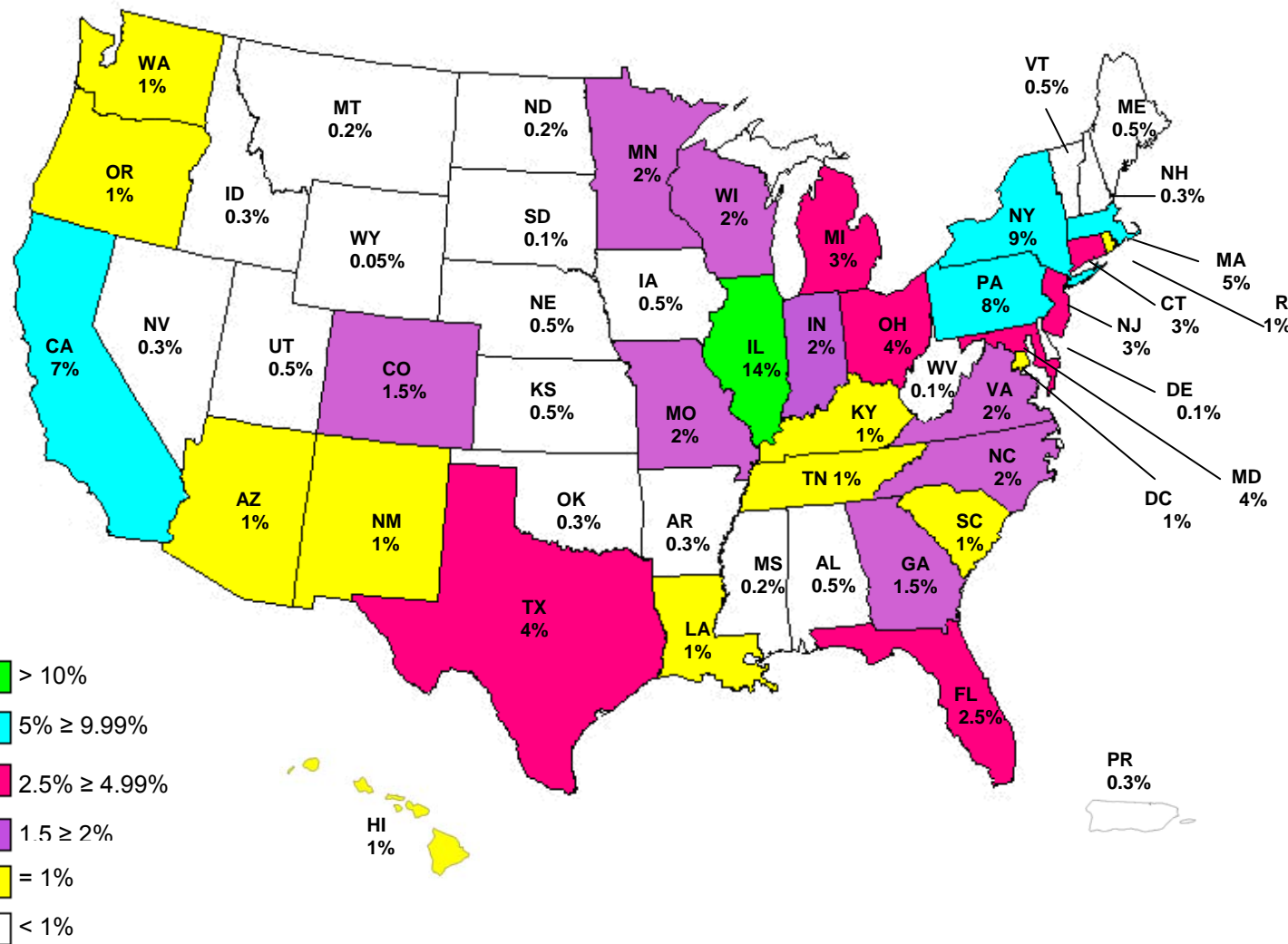



# AMERICAN ACADEMY OF CHILD & ADOLESCENT PSYCHIATRY



55<sup>th</sup> Annual Meeting  
October 28-November 2, 2008  
Chicago, IL

## Domestic Attendee Breakdown



There were 3,202 domestic attendees overall at our 55<sup>th</sup> Annual Meeting, which equated to about 80% of our overall attendance. Attendees came from all 50 states, as well as from the District of Columbia and Puerto Rico.

The breakdown of domestic attendance from each state can be seen in the map to the left.

For information on international attendance, please see the page below.

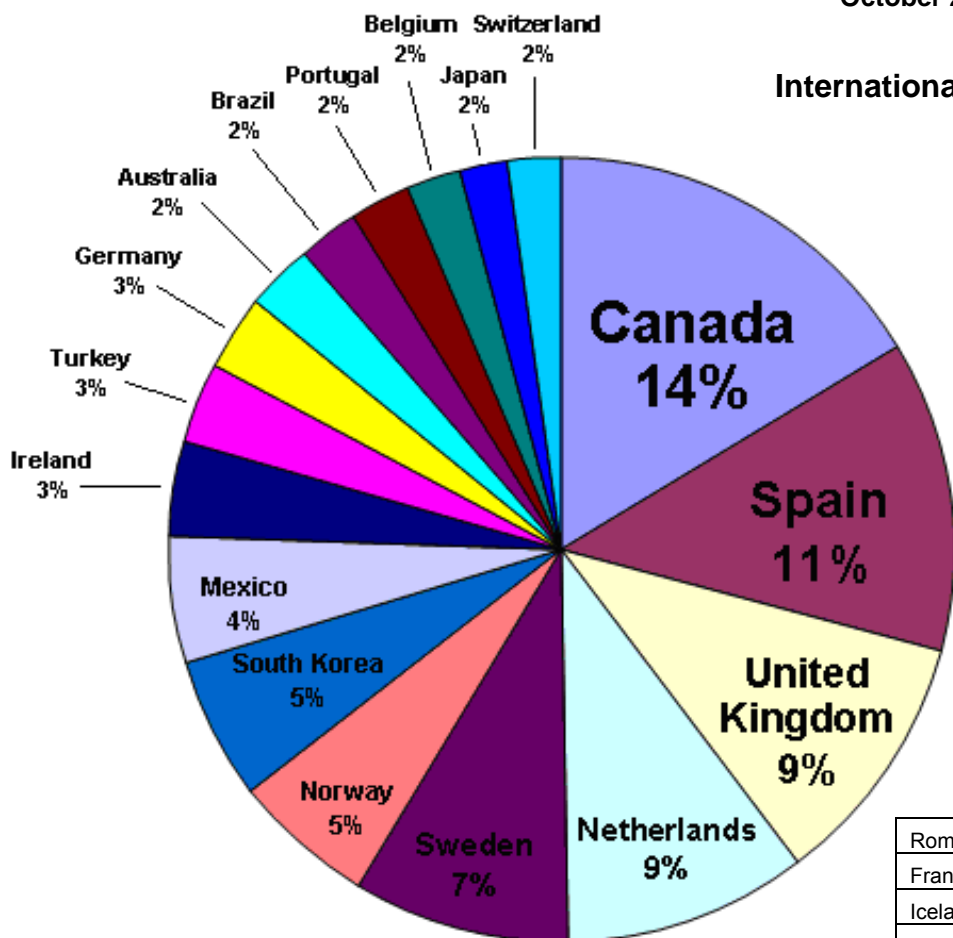


# AMERICAN ACADEMY OF CHILD & ADOLESCENT PSYCHIATRY



55<sup>th</sup> Annual Meeting  
October 28-Novemeber 2, 2008  
Chicago, IL

## International Attendee Breakdown



There were 813 international attendees overall at our 55<sup>th</sup> Annual Meeting, which equated to just over 20% of our overall attendance.

Representatives from 54 countries were in attendance. The breakdown of attendance from these countries is shown in the chart to the left, and in the grid below.

The location of the 2009 Annual Meeting in Hawai'i and the growing importance of science and practice in the region has lead AACAP to collaborate with Professional Societies in the Pacific Rim. We are hoping that this will contribute to an increase of international attendance in Hawai'i.

Romania	1.5%	Austria	0.4%	Swaziland	0.2%	Morocco	0.1%
France	1.4%	Egypt	0.4%	Barbados	0.1%	Pakistan	0.1%
Iceland	1.2%	India	0.4%	Costa Rica	0.1%	Philippines	0.1%
Italy	1.0%	Thailand	0.4%	Croatia	0.1%	Russia	0.1%
England	0.6%	Argentina	0.2%	Finland	0.1%	Scotland	0.1%
Israel	0.6%	Chile	0.2%	Hong Kong	0.1%	Somali Republic	0.1%
Taiwan	0.6%	Peru	0.2%	Indonesia	0.1%	South Africa	0.1%
China	0.5%	Saudi Arabia	0.2%	Iran	0.1%	United Arab Emirates	0.1%
New Zealand	0.5%	Singapore	0.2%	Lebanon	0.1%	Ukraine	0.1%